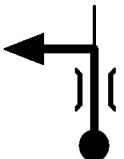
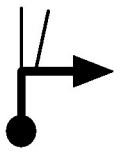
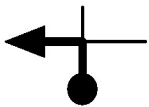
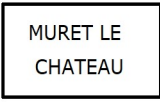
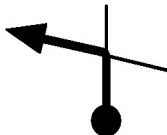
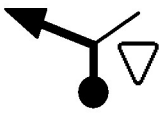
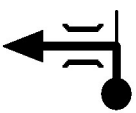
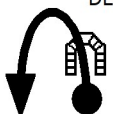
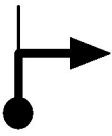

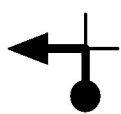

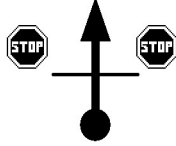
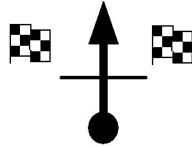
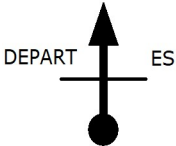
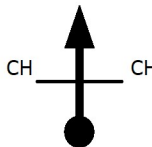

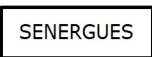


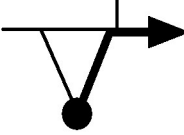




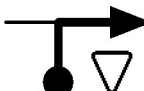




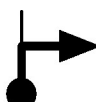



| Distance cumulée partielle | Note | Description |
|-------------------------------|--|--------------------------|
| 15,4 3,6 |  8 | DIR ST JULIEN DE RODELLE |
| 11,8 2,8 |  7 | DIR RODELLE |
| 9,0 0,1 |  6 | |
| 8,9 1,2 |  5 | MURET LE CHATEAU |
| 7,7 0,5 |  4 | |
| 7,2 7,0 |  3 | DIR SEBAZAC |
| 0,2 0,2 |  2 | DIR SENEJAC |
| 0,0 0,0 |  1 | DEPART E2 B3 CH23 |

| Distance cumulée partielle | Note | Description |
|-------------------------------|---|---------------------|
| 11,9 0,0 |  16 | DIR ZONE ARTISANALE |
| 11,9 0,1 |  15 | CAMPUAC |
| 11,8 8,4 |  14 | DIR CAMPUAC |
| 3,4 0,2 |  13 | DIR CAMPUAC |
| 3,2 0,2 |  12 | |
| 3,0 2,9 |  11 | |
| 0,1 0,1 |  10 | ES9 |
| 16,1 0,7 |  9 | CH24 RAZ |

| Distance cumulée partielle | Note | Description |
|-------------------------------|---|--------------------|
| 25,6 0,5 |  CH 24 | CH25 RAZ |
| 25,1 2,5 |  SENERGUES 23 | SENERGUES |
| 22,6 4,3 |  22 | |
| 18,3 1,5 |  21 | DIR ESPEYRAC |
| 16,8 0,3 |  20 | ROUTE D'ESPEYRAC |
| 16,5 0,3 |  19 | DIR NACOULOGUES |
| 16,2 2,2 |  18 | |
| 14,0 2,1 |  17 | DIR LAGARRIGUE |

| Distance cumulée partielle | Note | Description |
|-------------------------------|--|--------------------|
| 17,5 1,5 |  ST CYPRIEN 32 | ST CYPRIEN |
| 16,0 0,2 |  31 | |
| 15,8 1,0 |  30 | |
| 14,8 4,1 |  29 | DIR LE VERDUS |
| 10,7 0,3 |  28 | DIR LA ROUQUETTE |
| 10,4 3,9 |  27 | ROUTE DE MONTIGNAC |
| 6,5 0,1 |  26 | DIR MONTIGNAC |
| 6,4 6,4 |  25 | DIR ST CYPRIEN |

| Distance cumulée partielle | Note | Description |
|-------------------------------|------|-----------------------------|
| 3,9 1,9 | 40 | DIR CHATEAU DE LA SERVAYRIE |
| 2,0 1,7 | 39 | DIR VILLECOMTAL |
| 0,3 0,2 | 38 | DIR PRUINES |
| 0,1 0,1 | 37 | ES10 |
| 29,5 7,1 | 36 | CH26 RAZ |
| 22,4 0,6 | 35 | DIR MOURET |
| 21,8 3,8 | 34 | NAUVIALE |
| 18,0 0,5 | 33 | |

| Distance cumulée partielle | Note | Description |
|-------------------------------|------|----------------------------|
| 11,9 0,4 | 48 | CH27 SCIERIE FIN DE RALLYE |
| 11,5 0,2 | 47 | DIR MURET LE CHATEAU |
| 11,3 2,0 | 46 | VILLECOMTAL |
| 9,3 3,1 | 45 | |
| 6,2 0,2 | 44 | |
| 6,0 0,7 | 43 | |
| 5,3 0,1 | 42 | DIR LE PRADAL |
| 5,2 1,3 | 41 | DIR MOURET |